
SUPERCAR CHALLENGE

SPA EURO RACE 2015

RACE 2


Provisional Classification by Class

Nr.	Driver	Nat	Team	Car	Laps	Total Time	Gap	Kph	Best Lap		
									Lap	Time	Kph
GTB											
1	334 Simon Atkinson		Backdraft Motorsport	Lamborghini Gallardo	22	1:04:02.391		144.4	7	2:29.592	168.6
2	399 Patrick Lamster / Kris Cools		Euroseal / EMG Motorsport	Porsche 997 GT3	21	1:03:47.580	1 Laps	138.3	21	2:31.448	166.5
3	343 Daan Meijer		Lammertink Racing	Porsche 997 GT3	21	1:04:00.289	1 Laps	137.9	6	2:31.633	166.3
4	390 Jake Camilleri		MARC Cars Australia	Mazda V8	21	1:04:01.600	1 Laps	137.8	5	2:31.463	166.5
5	350 Ian Donaldson / Mark Donaldson		Intersport Racing	Porsche 997 GT3	21	1:04:16.647	1 Laps	137.3	5	2:33.504	164.3
6	375 Ward Shays / Frédérique Jonckheere		JR Motorsport	BMW M4 Silhouette	21	1:04:32.611	1 Laps	136.7	5	2:33.093	164.7
7	391 Keith Kassulke		MARC Cars Australia	Ford Focus 5lt V8	21	1:04:46.710	1 Laps	136.2	5	2:34.982	162.7
8	315 Miguel Vandereyt		Vandereyt Racing	Porsche 997	21	1:04:49.462	1 Laps	136.1	5	2:34.850	162.8
9	309 Dirk Schulz		Topper Team	Porsche 997 GT3	21	1:04:53.115	1 Laps	136.0	19	2:38.991	158.6
Not classified:											
302	Marcel van Berlo		Van Berlo Racing	Porsche 997 GT3	13	39:55.152	9 Laps	136.9	6	2:31.956	165.9
323	Bob Herber		Rapide Racing	Mercedes C63	11	32:54.150	11 Laps	140.5	4	2:32.059	165.8
369	Aart Bosman		ABW Racing	Porsche 997 GT3	11	34:58.072	11 Laps	132.2	6	2:35.943	161.7
351	Adam Hayes / Fiona James		Intersport Racing	Lamborghini Super Trofeo	11	51:13.962	11 Laps	90.2	8	2:38.084	159.5
305	Milan Donje / Ferdinand Kool		DayVtec	Corvette GT4	7	18:00.704	15 Laps	163.3	6	2:31.459	166.5
324	Roelant de Waard		Radical Benelux	Radical RXC Turbo	7	18:01.934	15 Laps	163.1	6	2:30.536	167.5

Published at:

 Track Status: **DRY**

Race Director:	Timekeeper:
-----------------------	--------------------


SUPERCAR CHALLENGE

SPA EURO RACE 2015

RACE 2


Provisional Classification by Class

Nr.	Driver	Nat	Team	Car	Laps	Total Time	Gap	Kph	Best Lap		
									Lap	Time	Kph
SGT											
1	190 Jorgen Smet / Jose Manuel Perez		Monlau Competicion	Renault RS01	22	1:02:57.866		146.8	19	2:19.536	180.7
2	101 Roger Grouwels / Kelvin Snoeks		Team RaceArt	Dodge Viper GT3-R	22	1:02:59.363	+1.497	146.8	22	2:19.941	180.2
3	173 Berry van Elk		BlueBerry Racing	Mosler MT900R	22	1:03:20.980	+23.114	145.9	2	2:25.080	173.8
4	110 <small>Niekke VanBoven/André / Jeffrey van Hoop/André</small>		Shipex SRT Racing	Corvette	22	1:03:30.937	+33.071	145.6	14	2:20.491	179.5
5	108 Martin Lanting		Martino Rosso Racing	Ferrari 458 GT2	22	1:03:36.126	+38.260	145.4	5	2:25.461	173.3
6	158 Patrick Van Glabbeke /		Curbstone Events	Ferrari 458 GT3	22	1:03:37.285	+39.419	145.3	22	2:26.931	171.6
7	131 Jan Storm / Niels Bouwhuis		Storm-Tag Point Motorsport	BMW Z4 GT3	22	1:04:23.339	+125.473	143.6	8	2:22.071	177.5
8	121 Nol Köhler / Carlo Kuijer		Divitec Racing	Solution F V8	22	1:04:26.896	+129.030	143.5	5	2:26.338	172.3
9	111 Henk Thuis		Radical Benelux	Radical RXC	22	1:04:36.054	+138.188	143.1	6	2:29.473	168.7
10	106 Max Koebelt / Pol Stoffel		DayVTec	Volvo S60 V8	22	1:04:41.767	+143.901	142.9	2	2:24.930	174.0
11	174 Javier Morallo / Manuel Cintrano		Neil Garner Motorsport	Mosler MT900R	21	1:03:04.929	1 Laps	139.9	19	2:23.308	175.9
12	178 Louis-Philippe Soenen		Martino Rosso Racing	Ferrari 458 GT3	20	1:04:04.704	2 Laps	131.2	4	2:31.195	166.8
Not classified:											
102	Henry Zumbink		Volvo Reede Racing by DayVTec	Volvo S60 V8	9	21:58.611	13 Laps	172.1	2	2:22.956	176.4

Published at:

 Track Status: **DRY**

Race Director:	Timekeeper:
----------------	-------------


SUPERCAR CHALLENGE
 SPA EURO RACE 2015
 RACE 2


Provisional Classification by Class

Nr. Driver	Nat	Team	Car	Laps	Total Time	Gap	Kph	Best Lap			
								Lap	Time	Kph	
Sport											
1	505	Chris Voet / Bart van den Broeck	Traxx Racing	Peugot RCZ	20	1:05:32.255		128.2	4	2:47.580	150.5
2	507	Frank Bédorf / Marco Poland	Spirit Racing	Renault Clio RS 2.0	20	1:05:33.628	+1.373	128.2	20	2:50.975	147.5
3	504	Rob Nieman	Spirit Racing	Renault Clio RS 2.0	20	1:05:35.714	+3.459	128.1	18	2:51.285	147.2
4	510	John van der Voort / Benjamin van den Berg	Harders Plaza Racing	BMW 130i	20	1:05:39.849	+7.594	128.0	20	2:45.218	152.6
5	555	Carlijn Bergsma / Pieter de Jong	Van der Kooij Racing	Lotus Exige	20	1:05:51.515	+19.260	127.6	7	2:46.649	151.3
6	546	Wiebe Wytzes	EMG Motorsport	Renault Clio 3	17	57:02.624	3 Laps	125.2	2	2:49.138	149.1
Not started											
513	Kim Troeijen	AT Motorsport	Ford Focus Silhouette				20 Laps	0.0			

Published at:

 Track Status: **DRY**

Race Director:	Timekeeper:
-----------------------	--------------------


SUPERCAR CHALLENGE

SPA EURO RACE 2015

RACE 2

Provisional Classification by Class

Nr.	Driver	Nat	Team	Car	Laps	Total Time	Gap	Kph	Best Lap		
									Lap	Time	Kph
SS											
1	403 Dennis de Groot / Marth de Graaf		JR Motorsport	BMW 132 GTR	22	1:04:53.446		142.5	6	2:35.631	162.0
2	420 Dennis de Borst / Martin de Kleijn		FEBO Racing Team / FMA	Seat Sport Leon Cup Racer	22	1:05:14.919	+21.473	141.7	3	2:38.509	159.1
3	432 Richard Neary / Martin Short		Rollcentre Racing	BMW M3 V8	21	1:04:07.840	1 Laps	137.6	4	2:32.369	165.5
4	459 Marcel van de Maat / Peter Schreurs		BS Racing Team	BMW E46 GTR	21	1:04:08.379	1 Laps	137.6	20	2:36.890	160.7
5	412 Eric van den Munckhof		Munckhof Racing / Vd Pas Racing	BMW Z4	21	1:04:08.941	1 Laps	137.6	6	2:35.844	161.8
6	471 Luuk van Loon / Jan van der Kooij		Van der Kooij Racing	Lotus Exige	21	1:04:17.299	1 Laps	137.3	5	2:35.122	162.5
7	409 Xavier Masquie / Rainier Weisaupt		DVB Racing	KTM X-BOW	21	1:04:18.731	1 Laps	137.2	4	2:36.574	161.0
8	446 Philippe Bonneel / Bas Schouten		EMG Motorsport	BMW M3 E92	21	1:04:21.624	1 Laps	137.1	5	2:33.858	163.9
9	402 Koen Bogaerts / Pieter van Soelen		European Staffing by JR Motorsport	BMW M3 E90 WTCC	21	1:04:21.987	1 Laps	137.1	5	2:33.343	164.4
10	445 Robert van de Berg / Sandra van der Sloot		Harders Plaza Racing	BMW 132i	21	1:04:22.779	1 Laps	137.1	4	2:36.725	160.9
11	444 Ronald van Loon		BlueBerry Racing	BMW E46 M3	21	1:04:25.517	1 Laps	137.0	19	2:39.401	158.2
12	422 Dennis Houweling / Priscilla Speelman		Ferry Monster Autosport	Seat Sport Leon Cup Racer	21	1:04:31.886	1 Laps	136.8	20	2:39.940	157.6
13	408 Ted van Vliet		JR Motorsport	BMW M3 E92	21	1:05:06.054	1 Laps	135.6	13	2:41.301	156.3
14	438 Rick Renmans		JR Motorsport	BMW E46	20	1:04:33.674	2 Laps	130.2	7	2:38.031	159.6
15	421 Steve Van Bellingen / J.K. Norris		Comparex Racing	BMW WTCC	20	1:04:43.951	2 Laps	129.8	20	2:36.489	161.1
<i>Not classified:</i>											
451	Leo Kurstjens / Wim Lemmers		AT Motorsport	ATR3	8	33:05.801	14 Laps	101.6	3	2:46.192	151.7

Published at:

 Track Status: **DRY**

Race Director:	Timekeeper:
----------------	-------------